

**YEAR 10 GCSE
INFORMATION
EVENING**

THURSDAY 14TH SEPTEMBER 2023



EVENING OUTLINE

- 1). What makes a successful KS4 student
- 2). Key Dates
- 3). NEA assessments & Subject Information
- 4). Intervention & Support
- 5). Work Experience
- 6). Work Permits
- 7). Enrichment opportunities





**WHAT
MAKES A
SUCCESSFUL
STUDENT**

Preparing for GCSE's can be a challenging and stressful time for the entire family

- Attendance & Punctuality
- Organisation & Preparation
- Focus & Determination
- Independent Learners
- Not being afraid to ask for help!
- Staying fit and healthy -Sleep
- Finding time to have fun & relax!

TARGETS TO SUCCESS



Attendance-

You should be aiming to have 100% attendance at the end of Year 10 and Year 11

- 90% Attendance is equivalent to missing 4 full weeks of school
- 90% of students with less than 85% attendance fail to achieve 5 or more good GCSE Grades.

TARGETS TO SUCCESS



Punctuality-

Arrive to school on time

- You need to be in your form room at 8:40am for registration
- Late arrivals may mean you miss important information

Arrive to lesson on time

- Failure to do so means you have an unsettled start to the lesson and miss out on valuable teaching time!

**HOW CAN
WE HELP
MAKE A
SUCCESSFUL
STUDENT?**

What can we do to encourage our young people to become successful learners?

- Monitor Go4schools regularly
- Check homework
- Encourage & support revision for assessments
- Help with revision timetables to organise time
- Concentration on 'Smart Revision' - More doesn't always mean better!
- Use the resources available
 - Teachers
 - SENECA
 - GCSEPod
 - Revision guides/workbooks



HOW CAN
WE HELP
MAKE A
SUCCESSFUL
STUDENT?

What can we do to encourage our young people to become successful learners?

Attendance- encourage good attendance & make sure they arrive at school on time.

Organisation- Help them to be organised with the correct equipment

Be a good listener- Don't forget, what might seem small to you may be a big deal for them!

Work together- Work with your child and the school to ensure you have support in place

Be the ultimate provider... Information, equipment, entertainment, food, fun, relaxation and rewards!

GO4SCHOOLS

We use Go4schools in a variety of different ways and it can be a really useful tool for you.

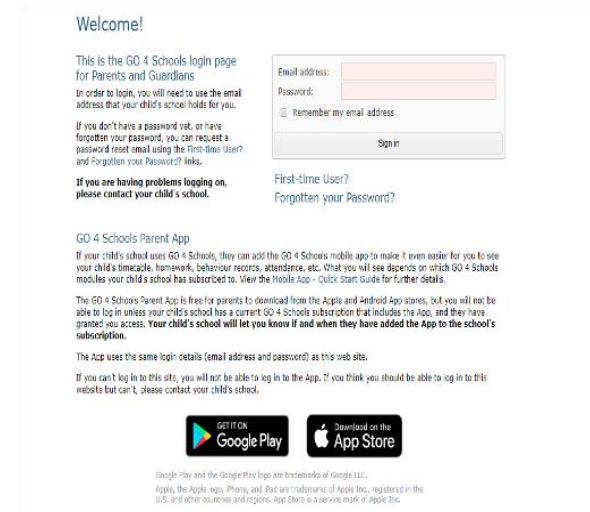



The screenshot shows the Go4Schools website interface. At the top, there are navigation tabs for Home, Markbooks, Attendance, Behaviour, Progress Reports, Parental Engagement, Homework, Seating Plans, Mobile App, Starter Version, and Trial View. Below the navigation, there's a section titled 'Work smarter with joined-up data' which describes the system as a powerful, joined-up, online system that supports whole-school improvement. To the right, there's information about the 'GO 4 Schools National Conference' held on 10th October 2019 at the Macdonald Burlington Hotel in Birmingham. The main content area is divided into 'Management Information System (MIS)' and 'The Modules'. The MIS section lists benefits like easier access to information and reduced costs. The Modules section lists features such as Online Markbooks, Behaviour, Attendance, Progress Reports, Parental Engagement, Homework, Seating Plans, and a Mobile App. At the bottom, there's a 'Tweets' section showing a tweet from @GO4Schools.

If your email address is registered with Hobart you need to click on the First-Time User button and set up your account

Monitor behaviour, check homework, access to reports and current grades

Go to the Go4schools homepage
www.go4schools.com
 You will need to click on the parent area in the top right corner



The screenshot shows the 'Welcome!' login page for Parents and Guardians. It includes a form with fields for 'Email address:' and 'Password:'. There is a checkbox for 'Remember my email address' and a 'Sign in' button. Below the form, there are links for 'First-time User?' and 'Forgotten your Password?'. A section titled 'GO 4 Schools Parent App' provides information about downloading the app from the Google Play and Apple App Store. At the bottom, there are buttons for 'GET IT ON Google Play' and 'Download on the App Store'.

KEY DATES

- **28th September- Open Evening (school shuts 1:15pm)**
- **20th November- Short reports published**
- **TBC March- Careers and Skills Fair**
- **12th March- Parents Evening**
- **22nd March- Short reports published**
- **2nd May- Revision and Summer Exam Evening 6:30pm**
- **13th May - Food NEA 2 Mock Practical**
- **22nd May- Long Reports published**
- **17th –26th June Year 10 Summer Mock Exams**
- **1st July- 5th July- Work Experience Week**
- **18th July- End of year Celebration Trip**



NEA ASSESSMENTS

**INFORMATION FOR CANDIDATES
NON-EXAMINATION ASSESSMENTS
EFFECTIVE FROM 1 SEPTEMBER 2023**

ART

ART EQUIPMENT (SEE EMAIL)

Each year we request that all Y10 Art GCSE students purchase an A3 sketchbook for their Art GCSE coursework project. A letter has gone out with a price list.

The list of Art Materials and the prices that we can offer them at are as follows:

A3 Sketchbook £4.00

Koh I Noor watercolour set £3.85

Daler Rowney System 3 Acrylic Paint Set (75ml) £6.00

Sketching Pencils (6 Grades: 6B, 5B, 4B, 3B, 2B, B) 50p

Eberhard Faber/Giotto Oil Pastels (Pack of 12) £3.00

Black Fineliner Pen 50p

Small range of nylon paintbrushes (4 small brushes) £1.00

Seawhite coloured pencils (box of 24 quality, blendable pencils made by Koh I Noor) £3.15

Large (A2+) plastic carry case (for carrying larger art work/sketchbooks to and from school)
£2.75

**ALL PAYMENTS CAN BE
DONE THROUGH WISEPAY**

SAINSBURY FOR VISUAL ARTS CENTRE TRIP

UEA – 4TH OCTOBER (SEE EMAIL)

ART TRIP

We are lucky to have been able to book a **trip** for Year 10 Art students to visit an **Art Gallery** for their **GCSE** coursework project '**Natural Forms**'. During the day students will also have the opportunity to work with professional artist **Ian Brownlie** who will be delivering the '**Moore and More**' workshop in the afternoon which will form part of their **Natural Forms coursework portfolio**. There will also be an opportunity to take photos and do some **live drawing/sketching** in the **Sculpture Park** with a focus on '**Natural Forms**'.

WE WOULD LIKE TO ASK FOR A £11.00 CONTRIBUTION

Course overview

Year 10

- Mini practicals to develop skills
- Drawing and presentation practice
- Mini mock NEA (portfolio and practical)
- Theory and retrieval practice
- End of year mock exam

Year 11

- Start your 'real' NEA in June 2024
- Theory revision and exam prep

- NEA will be due at Easter 2025 (50% of grade)
- Exam in June 2025 (50% of grade)



Drama

NEA takes place during the late Summer term of Year 10 and the Autumn term of Year 11.

Devising logs have to be completed and handed in by February half-term of Year 11.

It is advisable that they watch as much live theatre as possible - this can be local productions at smaller venues which are often very reasonably priced - but there will be trips organised to the theatre as part of the course.




History

- All GCSE History students will be issued with a homework book. They will be set regular revision tasks to review knowledge learnt in lessons.
- We strongly endorse the use of GCSE pod to revisit content or to catch up on knowledge when lessons are missed.
- All parents of students who take GCSE History will receive a letter in the next few weeks with more information about the course and revision materials.





Published Resources Available

Class Text



Given to Students



Available to Purchase



Lunchtime Expectations

Day	Lunchtime
MONDAY	<ul style="list-style-type: none">• Year 9, 10 & 11 Netball (HUP/RVI)• Open Table Tennis (RGR)• GCSE Football (MST)
TUESDAY	<ul style="list-style-type: none">• GCSE Table Tennis (RGR)
WEDNESDAY	<ul style="list-style-type: none">• Girls Football (MST/HUP)
THURSDAY	<ul style="list-style-type: none">• Year 10 & Y11 Football (CBA)• Open Table Tennis (RGR)• Mixed Netball (RVI)
FRIDAY	<ul style="list-style-type: none">• Year 10 & 11 GCSE Swimming (MST)• Year 9, 10 & 11 Basketball (JWI)• Year Open Netball (RVI)

INTERVENTION & SUPPORT

There is lots of support available for our young people

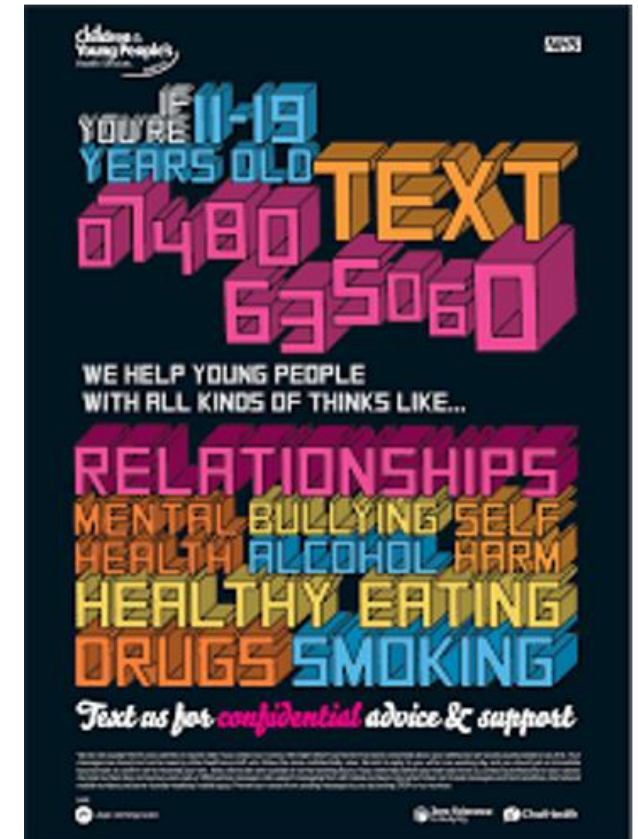
- Academic Support
- Subject specific after school intervention
- School Lead Tutoring or online NTP
- Revision sessions (Lunch time/Afterschool)
- Revision techniques support
- Your subject teachers!
- Careers Advisor -Natasha



INTERVENTION & SUPPORT

Our Team

- Form Tutors
- Mr Morris (Head of Year 10)
- Mrs Armitage (Pastoral assistant)
- Mrs Wilkinson (Assistant Head)
- Mr Tetley (Attendance concerns)
- Mrs Beaumont (Exams Officer)
- Miss Hill (SENCO)
- SEMH Mentoring
- School Counsellor
- Chat Health/Kooth/YoungMinds



Monday 1st July – Friday 5th July

WORK EXPERIENCE

One of the first things that students will need to begin organising is their Work Experience Placement.

- Students need to generate their own work placements
- Our careers advisor, **Natasha from Beacon East** will meet with students to help support them through this process if necessary
- Work placements can be really helpful in deciding future careers and getting into college placements.



WORK PERMITS



All children who are of statutory school age who work must by law have a work permit

The work permit is there to protect you.

You can find information about Children in Employment and complete a work permit application on the following website:

<https://www.norfolk.gov.uk/children-and-families/children-in-employment-and-entertainment>

Norfolk County Council- Children in Employment

This needs to be completed by you and your employer.

DUKE OF EDINBURGH

- Letter to year 10 in next 2 weeks
- Expedition training
- First Aid training
- Physical section
- Volunteering section
- Skill section
- Please contact **Miss Vickers** with questions



STUDENT LEADERSHIP OPPORTUNITIES

Please see Mrs Wilkinson to discuss
all the student leadership
opportunities!



FROM THE DIANA AWARD

