Head's Newsletter

Friday 13 November 2026

'Excellence in a Caring Community'

https://www.hobart.org.uk

Dear Parents/Carers

Welcome to the latest newsletter – I hope you have had a good week and all is well.

Year 9 Boys Football Team 2026/27 Season
County Cup vs Langley School – Friday 6 November 2026



The Year 9 boys started their County Cup campaign on Friday, last week, against Langley School. This is the second time in the last three years that the two sides have met in the cup, which is the biggest football competition in Norfolk. Last year, the side were unlucky not to progress to the quarter finals, so this year is very much about going further in the competition.

Langley obviously have some excellent players, and their side included three talented girls. The first stages of the match were fairly even, with the best opportunities falling to Hobart, all be it from long range through Will Farnham. Langley threatened on the counter with direct play, but this was dealt with by Keenan Bartley, who managed the challenge of their talented striker with strength and power, supported by Alfie Stangroom at the back, who was reading play and intercepting.

Head's Newsletter

Friday 13 November 2026

'Excellence in a Caring Community'

https://www.hobart.org.uk

The best moment of the game followed after 20 minutes, when Reuben Lewis intercepted the ball in the right back position. His pass found George Haylock, who played Will down the line, and his quick cross was met by Owen Thomas on the volley to give Hobart the lead. Hobart then gained control and were winning the first contacts and working hard for each other, with Ollie Burton having a positive impact going forward. 5 minutes after the first goal, Will Farnham picked up the ball on the edge of the area. He drove right and hit an early, powerful shot that beat the keeper to give Hobart a fair advantage.

Half-time: Langley 0 Hobart 2

In the second half Hobart continued working hard, Alfie Mounser came on up front and made it very difficult for their defence to settle, which helped restrict the direct play that they had deployed in the first half. Arthur Jones showed high levels of concentration and was involved in several defensive challenges that made Leo Johnson's afternoon comfortable. Will Daniels was outstanding throughout and helped to drive the team forwards, which stopped Langley building any momentum. A third goal came after ten minutes, Ronnie Lowe's cross field pass was met by Owen Thomas. He cut inside on the edge of the area and curled a shot over the keeper and into the top corner. Hobart dominated from here on in and a fourth was added from a corner that was well finished by Theo Tebenham. The second half additions of James Youngs, George Wormald and Elijah Graham all made a positive impacts and maintained the intensity throughout the half to preserve the scoreline and help the team achieve an excellent result.

Final score: Langley 0 Hobart 4

Player of the match: Keenan Bartley - his controlled strength and power made it extremely difficult for their offensive players to have any clear cut opportunities. He was outstanding!

Head's Newsletter

Friday 13 November 2026

'Excellence in a Caring Community'

https://www.hobart.org.uk

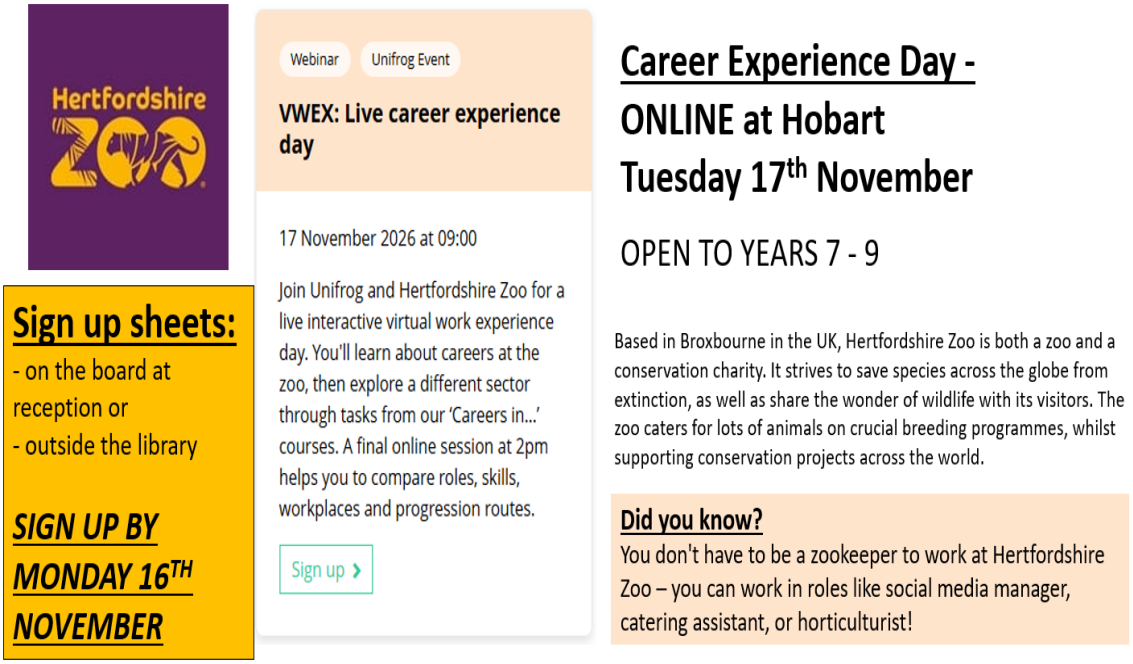

https://www.unifrog.org/student/universities-and-employers/direct/299-direct

Career in Fashion?

For any students considering a career in fashion, there is a free event at the V&A in London next week. If you are interested, there is more informaiton here.

Career in Medicine?

If you are a Year 10 or Year 11 student interested in a career in medicine, please take the time to look at the exciting opportunity below to attend a free 'Get into Medicine' event online.

Get Into Medicine Conference Sign Up - Medic Mentor - aimed at Year 10 and above.

Head's Newsletter

Friday 13 November 2026

'Excellence in a Caring Community'

https://www.hobart.org.uk

Design and Technology : Product Design
Year 8 Lamination/Clock Project

We have now completed a full rotation in KS3 and our Year 8 students have produced some excellent clocks. One of the main manufacturing processes was laminating using paired polystyrene former blocks and flexiply. This process formed the now rigid shapes, which was the starting point for designing the clocks. We have been very pleased with the outcomes and the creativity shown by many of the students. Below are some of the fabulous clocks that have been completed this term along with some student feedback/accounts. Well done Year 8!

We started off by putting wood (flexiply) into the formers that were then placed in a vice. The formers were tightened in the vice and this then shaped the flexiply. After 24 hours the flexiply took on the shape of the formers and was no longer flexible but rigid. We then started picking the sections of the laminated flexiply that best suited our design, befre cutting and shaping them down with abrasive paper, sanders and other tools like files and saws.



The corners were nice and smooth so then we started our clock face and put designs on them we had to make sure they were smooth and not sharp. We drilled holes through the back to fit a battery pack in but before that we painted our clocks so that they were vibrant and would stick out.

All the clocks have bases with four feet and most of the bases are oak. We added designs by cutting shapes using the laser cutter and this made the clocks look especially good. **Ruby and Toby**

My clock design is based of a cow as it has 2 little horns. As well as this I added 4 small feet to add a professional style. I used laminating to create a frame for the clock face and finally I added oil to add a protective layer. **Harry**

Head's Newsletter

Friday 13 November 2026

'Excellence in a Caring Community'

https://www.hobart.org.uk



This project has been very enjoyable. We have made a lot of progress over this term. We have had trouble trying to find the perfect design and a sturdy base. We have used PVA glue but the problem with this glue is we have to get rid of (sand) the extra glue off. We have used water based stain to colour our clocks.

At first it was not easy to see, but after we added more layers, it became more vibrant. We have used the laminating technique to make the structure of our base. Our final product analysis is that we loved making the clocks and we had an amazing time making them and they turned out amazing. **Emma and Katie**

I used two pieces of flexi-ply wood, a former, two thin plastic pieces and a vice to make a piece of laminated wood. I cut two blocks out of wood and two cuts through my laminated wood to put the blocks in between and make it more stable. I glued them together with PVA and made a stable stand. I then cut out the clock face from a thin piece of wood and made it into a flower. I drilled a hole into the centre and screwed in the clock mechanism. After putting the hands on, I put in a battery so that my clock works. Finally, I used the laser cutter to cut out some animals and numbers in roman numerals, stained them black, and attached them to my clock.

To improve my clock, I would make my clock face a bit bigger and would add some more nature things like leaves I would also stain my base and stand to make my design more sleek, smooth and better to look at. **Charlie**

Head's Newsletter

Friday 13 November 2026

'Excellence in a Caring Community'

https://www.hobart.org.uk

We Will Remember Them

Together with many people across the country, we marked remembrance on Wednesday. In addtion to the impecably observed two minutes silence, students who are part of cadets in the local area adorned military uniform, and laid wreaths as part of a parade. We will remember them.





Head's Newsletter

Friday 13 November 2026

'Excellence in a Caring Community'

https://www.hobart.org.uk

Student Librarians

Congratulations to the students below who have completed their initial training to become student librarians. They will join the existing team to support the library and help to promote reading across the school and the wider community.





Ben Brown, Lottie Barrell, Harry Clark, Katie Atkinson, Ava Simmons, Lilly King, Luc Toleman

Here are some book recommendations from the library team this week:

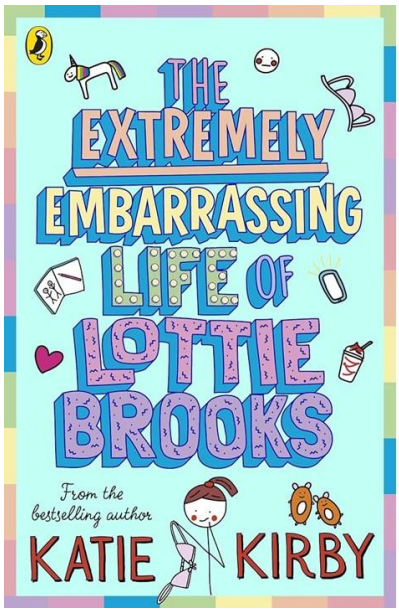

The Extremely Embarrassing Life Of Lottie Brooks!

Plot: The story follows 11¾-year-old Lottie Brooks as she starts secondary school without her best friend, tries to survive embarrassing tween moments, and worries about growing up.

If you would like to read the hole series, it is for 11 to 14 at the moment(you don't have to be if you want).



Head's Newsletter

Friday 13 November 2026

'Excellence in a Caring Community'

https://www.hobart.org.uk

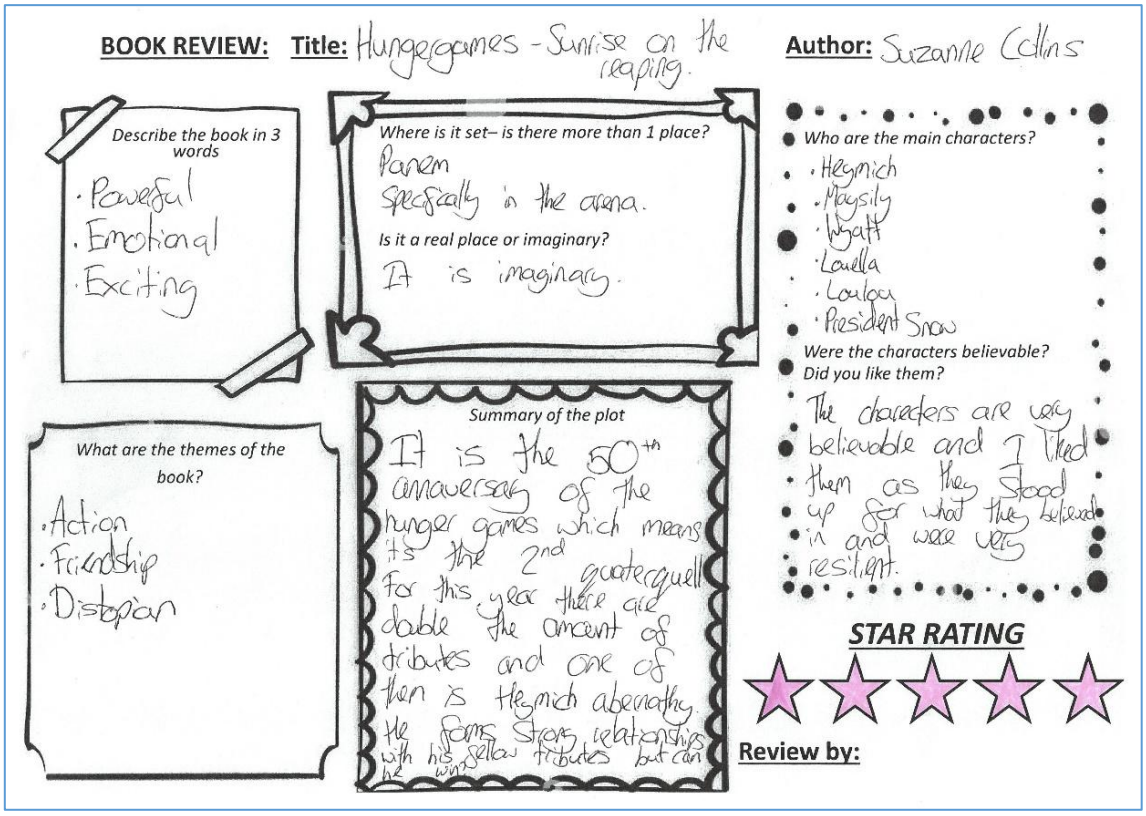

Subject Stars of the Week

Marissa Barber in 8R. Marissa took work home voluntarily to practise energy equations. She has come back with over 20 questions completed and shared these with me in lesson. Her attitude for learning for this was exceptional.

Ruby Bennett in 10x1b. Ruby is always engaged in lesson and is able to confidently explain her thoughts and ideas. Her background knowledge is always impressive and she always give 100% effort to all tasks.

Head's Newsletter

Friday 13 November 2026

'Excellence in a Caring Community'

https://www.hobart.org.uk

LIBRARY CLOSURE DATES

Monday 23rd November to Friday 4th December

for Year 11 Mock exams - closed for 2 weeks.

***Arranged** respite will be in an alternative space – mostly in E1, M5, M6 & T4 – please check posters in the school*

Lunch time library will be in M5

Creative Writing Competition- Pam Smy

Please see the poster on the next page regarding a **creative writing competition** for all Hobart students based on illustrator and author **Pam Smy**. Pam is visiting us in March 2027 during World Book Day week.

Please come to the library to collect an entry pack. **Deadline for entries is Monday 14 December.** We look forward to delving into your creative imaginations!



Head's Newsletter

Friday 13 November 2026

'Excellence in a Caring Community'

https://www.hobart.org.uk



Head's Newsletter

Friday 13 November 2026

'Excellence in a Caring Community'

https://www.hobart.org.uk

BBC Apprenticeship Opportunity

Whether you are interested in a career in journalism, production, business management or AI it's worth taking a look at the BBC Apprenticeship programme. Applications are now open for 2027, to find out more, follow the link: https://www.bbc.co.uk/careers/earlycareers/

Forthcoming Dates

- Tuesday 17 November – Year 7 online parent/carer evening (4.00pm – 7.00pm – some earlier appointment times may be available)
- Friday 20 November – Year 9 vaccinations and Manchester football trip
- Monday 23 November to Friday 4 December, Year 11 Mock Exams
- Wednesday 25 November – parent/carer voice (7.00pm – 8.00pm – agenda TBC)
- Wednesday 2 December – Flu vaccinations
- Thursday 3 December – Science lecture (7.00pm)

Have a super weekend.

Ross Li-Rocchi
Head of Schoool

Head's Newsletter

Friday 13 November 2026

'Excellence in a Caring Community'

https://www.hobart.org.uk

Communications List

Topic/Query	Who to Contact
Attendance/Absence	Mrs P McLoughlin, Attendance Officer pmcloughlin@hobart.org.uk
Pastoral Issues, Wellbeing, etc.	Form Tutor
Significant Pastoral Concerns	Mrs Johnson, Head of Year 7 – rjohnson@hobart.org.uk Mrs Burkert, Head of Year 8 – tburkert@hobart.org.uk Mr Setchell, Head of Year 9 – msetchell@hobart.org.uk Miss Field, Head of Year 10 – sfield@hobart.org.uk Dr Wharton, Head of Year 11 – nwharton@hobart.org.uk
Safeguarding	Miss Barker, Assistant Headteacher – abarker@hobart.org.uk
Learning/Progress	Class Teacher/Head of Department
SEN	Mrs Ellison, SENCO – kellison@hobart.org.uk
Exams	Exams Officer, Mrs Bromley – cbromley@hobart.org.uk
Medical	Miss Barker, Assistant Headteacher – abarker@hobart.org.uk

Individual staff email addresses can be found on the website via this link